


AS SALAH

THE PILLAR OF THE DIN

Imam Abdul Quddoos Azhari - Baqavi - Qasimi

M.A., Grad Dip. Edu(Aus). ESL(Nz)





In the Name of Allah, the Most Beneficent the Most Merciful
Peace and Blessings of Allah, upon our beloved Nabi, Muhammed (Sallahu Alaihi Wasalam)
Assalamu Alaikum Warahmatullahi Wabarakatuhu

*The following Islamic serial books, originally prepared by Darul Uloom Islamic Academy, Brisbane, Australia, for various Islamic courses between 1990 - 2015.
A large number of students from various universities, schools and week-end Madrasahs have benefited tremendously.*

- 1. Learn More About Your Deen - Part One**
- 2. Learn More About Your Deen - Part Two**
- 3. Learn to Read the Quran - Part One**
- 4. Learn to Read the Quran - Part Two**
- 5. Learn to Read the Quran - Part Three**
- 6. Aqeedah and Fiqh for Children**
- 7. Learn the Arabic Language in 15 Easy Lessons - Part One**
- 8. Learn the Arabic Language in 15 Easy Lessons - Part Two**
- 9. An Introduction to Islam**
- 10. Prophet Muhammad's Life (PBUH)**
- 11. Islamic Contribution to Human Civilization**
- 12. The Monuments & Heritage**
- 13. Quran and Sunnah for Children**
- 14. Pilgrimage to the House of Allah (SWT)#**
- 15. As Salah – The Pillar of the Din**

Australian International Islamic College is pleased to reproduce these books for the benefit of students.
May Allah the Almighty accept this humble effort.

Imam Abdul Quddoos Azhari - Baqavi - Qasimi

Founder Australian International Islamic College,
Founder and Chairman Qalam Group of Institutions
Australia Justice of Peace (JP) Australia
M.A (History, Culture and Civilisation) Al Azhar University,
Egypt Grad Dip Edu – Australia
ESL Massey University – New Zealand

Australian Medal by Queen Elizabeth, UK and Prime Minister of Australia

Table of Contents

INTRODUCTION	3
BASIC DUTIES	4
Salah and its Value in Islam	5
Regulations of Salah	6
THE MUSLIM PRAYER	7
DIRECTION OF KA'ABA FROM VARIOUS CITIES	8
CHAPTER 1	8
'IBADAH	8
Chapter II	9
TAHARAH	9
AL WUDU الوضوء	9
AL-GHUSL – (THE WASHING OR BATH).....	11
TAYAMMUM تيمم (DRY ABLUTION).....	11
Diagram showing timings of Daily Prayers.	12
Chapter III	13
THE CONDUCT OF SALAH	13
TIME.....	13
DRESS	13
PLACE.....	13
FARD OR NAFIL	13
PRAYERS IN SPECIAL CIRCUMSTANCES	13
THE CALL TO PRAY اذان ADHAN	14
DU'A AFTER ADHAN	14
IQAMAH	15
CHAPTER IV	15
The contents of salah	15
.....	20
CHAPTER v	23
Sunnah and Nafil (or additional prayer)	23
SALAT-UL-WITR.....	23
After this saying ALLAHU AKBAR bow down in Ruku and then complete the rest of the prayers like the Magrib prayer.	24
CHAPTER VI	24
Salah on specific occasions	24
Jumu'ah (or Friday) Prayer.....	24
Tarawih (or Ramadan) PRAYER.....	24
The 'id prayers (salatul-'idayn)	24
Funeral prayers	25
Juma and its merits	29



بِسْمِ اللَّهِ الرَّحْمَنِ الرَّحِيمِ

In the Name of Allah, the Most Beneficent, the Most Merciful

INTRODUCTION

الحمد لله رب العالمين والصلاة والسلام على أشرف الأنبياء والمرسلين

Praise be to Allah, Lord of the worlds. Peace and blessings be upon our beloved Nabi, Prophet Muhammad (SAW) and upon his family and all of his companions.

Assalamu Alaikum Warahmatullahi Wabarakatuhu

Salah is indeed the most important pillars of Islam. The other pillars have been made obligatory only in certain circumstances. For instance, Zakat and Hajj are duties that are only obligatory upon those who can afford to fulfil them. Sawm is obligatory only one month in the year. The only condition for Salah is Imaan. Male or female, rich or poor, healthy or sick, in travel or in residence, even in the battlefield, "*Salah has been made compulsory on the believers at fixed times.*" (Qur'an)

The following pages contain a brief explanation and description of the concepts of Salah and its value in Islam, including Taharah (Ritual purification), the actual content and method of Salah, and Salah on special occasions. At the end, we have added an appendix: Jumu'ah and its Merits.

Darul Uloom Islamic Academy of Brisbane is pleased to be associated in the compilation of this booklet. May Allah (SWT) accept it and bless it, and benefit the Ummah with this small contribution.

Wasalam

Abdul Quddoos Al-Azhari

4 Shawwal, 1420

Principal, Darul Uloom Brisbane

11 January 2000

BASIC DUTIES

1. Shahadah	Declaration of Faith
2. Salah	Daily Prayers
3. Swam	Fasting
4. Zakat	Poor due / Charity
5. Hajj	Pilgrimage

1. **SHAHADAH**, Declaration of faith. This is to believe in the heart and declare with the tongue that there is none worthy of worship except Allah and that Muhammad is the messenger of Allah. This proclamation or *Shahadah* is simultaneously a proclamation of belief in the guidance, which Prophet Muhammad brought humanity, and at the same time, it is a statement of the intention to faithfully follow that guidance.
2. **SALAH**, Daily prayers. The performance of prayers within certain established times, five times daily. Salah consists of recitation from the Qur'an in Arabic, bowing, and prostrating. The five prayers are
 - 1) **Salah** at dawn
 - 2) **Zuhr** at just after midday
 - 3) **Asr** at mid-afternoon
 - 4) **Maghreb** after sunset
 - 5) **Isha** at night

This provides a wonderful chance for making adjustment and correction in life. It is both spiritual and physical training aimed at keeping a man truly obedient to his Creator.
3. **SAWM**, Fasting. Fasting is the act of abstaining from eating, drinking and sexual contact from dawn until sunset throughout the month of listening to evil talk, from our hearts containing bad or evil intentions and restraining ourselves from anger.
4. **ZAKAT**, Charity or poor due. This is a compulsory payment from the annual savings of a Muslim. Two and a half percent on cash, jewellery and business goods. Zakat is paid with the consciousness that the wealth of a person actually belongs to Allah and that the person owning it is merely a trustee.
5. **HAJJ**, Pilgrimage. This is an annual event obligatory on those Muslims who can afford to undertake it at least once in a lifetime. It is a journey to the Ka'bah in Makkah built by Prophet Abraham. During the time of Hajj, Muslims of every race, colour, language and cultural background, of every social, economic and educational level, respond to the call of Allah, all dressed in the same simple manner, two pieces of white, unstitched cloth. While hajj reaches that all human beings are equal in the sight of Allah, it also reminds about the forthcoming assembly on the Day of Judgement, when all human beings will stand equal before Allah.

SALAH AND ITS VALUE IN ISLAM


Salah is the most important Pillar of Islam. It is in fact the first and foremost thing about which one will be questioned on the Day of Judgement. Allah the exalted says: *'Salah has been made obligatory for the believers at appointed times.'*

The Prophet of Allah (SAW) said: *'Salah is the Pillar of the Din. Whoever establishes it has established his Din, and whoever leaves it has left his Din.'*

Further, he said, may Allah bless him and give him peace: *'A person who misses one Salah is like a person who has lost his family and wealth.'*

Some of the eminent Alimmah of Islamic jurisprudence (Fiqh), may Allah benefit us by them, even went as far as to say that a person who repeatedly neglects Salah has in fact become apostate from Islam, and is thus liable for capital punishment if he does not repent and thereafter regularly perform his Salah.

As soon as one enters Islam, the first obligation for the new Muslim is the performance of five times daily Salah. It is because of this central importance of Salah to Islamic practice that Allah the Exalted has mentioned it many times in the Holy Qur'an



REGULATIONS OF SALAH

There are fourteen Fara'id (obligatory) conditions for a valid Salah. If any one of them is ignored, then a person's Salah is nullified. Seven of these conditions are outside the Salah and seven of them are inside it.

The seven Fara'id outside Salah are:

- **Purity of body (Tahara-ul-Badn).** The body must be in a state of Ritual Purity (Taharah) by performing ablution (Wudu') or a full-body bath (Ghusl) if necessary.
- **Purity of dress (Taharat-uth-Thawab).** The clothing worn must be clean of any impurities (najasah). Also, regarding clothing, it is unlawful for a man to wear any garment containing silk or gold filaments or ornaments at any time, whether in Salah or outside of it).
- **Purity of place (Taharat-ul-Makan).** The area of ground on which one performs Salah, as well as its surroundings, must also be clean from any impurities.
- **Covering of one's private parts (Satr-ul-Awrah).** For men, at least the area between the navel and the knees must be covered at all times. For women, the whole body except for the face and hands must be covered. (Face and hands is the maximum allowed exposure of the body at any time when unrelated men (maharim) are present.
- **Facing the Qiblah (Tawalli-l-Qiblah).** One's face and body should be directed towards the Qiblah that is the direction of the Ka'bah in the Holy City of Makkah.
- **Certainty of time (Yaqin-ul-Waqt).** Salah must be performed at the proper time. Salah performed before its allotted time is nullified.
- **Intention (Niyyah).** One must intend by heart the particular Salah which he or she will perform.

The seven Fara'id inside Salah are:

- **Opening Takbir (Takbir Tahrimah).** One raises one's hands to the level of the ears (to shoulder level for women), saying "Allahu Akbar (Allah is the Greatest). This marks the beginning of Salah, and from now until the end of the Salah it is forbidden to do anything outside Salah.
- **Standing (Qiyam).** One stands up straight with the head bowed.
- **Recitation of the Qur'an (Qir'ah).** One must recite at least the opening Surah of the Qur'an (Surat-ul-Fatihah).
- **Bowing (Ruku).** One bends down with the hands on the knees with the back parallel to the ground.
- **Prostration (Sujud).** One prostrates twice on the hands, knees, toes and forehead.
- **Sitting (Qu'ud).** After the last prostration in every second Rak'ah (unit of Salah consisting of standing, bowing, prostrating etc.), one sits for as long as is needed to recite the Tashahhud (testification of faith, recitation of which is Wajib (necessary)).

The Things which nullify one's Salah are:

- Talking, laughing, crying (about some worldly matter, not due to fear of Allah or His punishment), and making an expression unconnected to the Salah.
- Eating, drinking or chewing.
- Changing the meaning of the Qur'anic verses in Qiyam due to incorrect pronunciation
- Excess of unnecessary bodily movement.
- Touching a member of the opposite sex. (Note: If men and women are praying in one place, the women must pray behind the men at a distance where physical contact is impossible).
- Nullification of ritual purity.

Among the things which are offensive (Makruh), but not totally prohibited in Salah if there is a good excuse, are:

- Undignified dress or appearance.
- Performing Salah whilst one has the need to pass urine, stool, wind etc.
- Yawning or coughing deliberately.
- Leaving empty spaces in the rows (Saffs).
- Closing one's eyes while performing Salah, unless closing the eyes aids concentration.
- Changing the order of Qur'anic Surahs (e.g. reciting Surat-un-Nas before Surat-ul-Falaq).
- Raising both feet whilst in Sujud.
- In the following circumstances one may break one's Salah@
- If any danger is present, such as a snake or a fire etc.
- If transport may be missed.
- If someone calls for help and no-one else is present that may respond.

“SALAH”

THE MUSLIM PRAYER



مُحَمَّدٌ رَسُولُ اللَّهِ وَالَّذِينَ مَعَهُ أَشِدَّاءُ عَلَى الْكُفَّارِ رُحَمَاءُ بَيْنَهُمْ

Muhummed is the Messenger of Allah; and those who are with him, are strong against the Unbelievers, But Compassionate amongst each other.

(Qur'an 49:30)

DIRECTION OF KA'ABA FROM VARIOUS CITIES



CHAPTER 1

'IBADAH

The word 'Ibadah comes from the Arabic "Abd", which means slave or servant. Man is a born subject and servant of Allah. When he turns to Allah with humility and devotion, he performs an act of 'Ibadah. 'Ibadah is a means for purifying man's physical and spiritual life. In Islam, every good deed performed to seek the pleasure of Allah is an act of worship.

The obligatory rituals of 'Ibadah are prayers (Salah), fasting (Saum), Zakat, pilgrimage (Hajj), and struggling in the ways of Allah (Jihad). These along with Imaan are often called the pillars of Islam. Islam is an integral whole. It is the means by which the faithful can serve Allah as well as their fellow men.

The Salah, which is the subject of this booklet, is an essential part of 'Ibadah'. The Prophet (SAW) is reported to have said: "Salah is the pillar of Islam and whosoever abandons it, demolishes the very pillar of religion."

CHAPTER II

TAHARAH

Before a person can say his prayer, he must be clean and pure. The Qur'an says: "Truly Allah loves those who turn to Him and those who are for cleanliness." Cleanliness of mind, of body and of clothes is called Taharah or purification. It is only in such a condition of purification that a Muslim may perform the Salah.

Purification of the body is attained by partial or total washing with clean water. The partial wash is known as Al Wudu or the ablution, and the total wash is called Al-Ghusul or the washing (bath) of the whole body.

AL WUDU الْوُضُوءُ

First, make the Niyah (Intention) for Wudu which is, "I make Wudu for Purification."

The process of performing Wudu is as follows: Mention the name of Allah by saying

بِسْمِ اللَّهِ الرَّحْمَنِ الرَّحِيمِ

"Bismillah-Hir-Rahman-Nir-Rahim"

(In the name of Allah, the Beneficent, the Merciful).

Wash both hands up to the wrists together three times, ensuring that every part including between the fingers is wetted by water as shown in figures 1. (a) and (b).

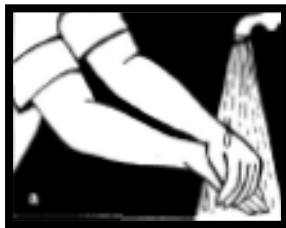


Figure 1(a)



Figure 1(b)

Taking a hand full of water into the mouth, rinse the mouth three times as shown in figure 2



Figure 2

Snuff water contained in the right palm into the nose and then eject the water with the left hand (thrice) – as shown in figures 3 and 4.



Figure 3



Figure 4

Wash the face, ear to ear, forehead to chin, three times as shown in Figure 5 a




Figure 5



Figure 6

Wash the right arm thoroughly from the wrist to the elbow three times. Repeat the same with the left hand as in Figure 7.



Figure 7

Run moistened hands over the head from forehead to the back and back to forehead (once) – as in figure 8, 9 and 10.

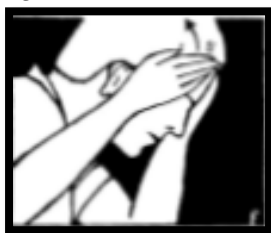


Figure 8



Figure 9

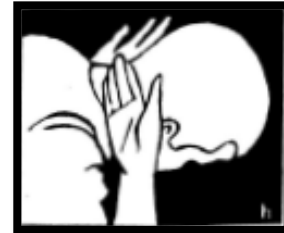


Figure 10

Run moistened fingers through the ears, the first finger of each hand going across the inside of the corresponding ear, while the thumb runs across the outside (once) – as shown in Figure 11



Figure 11

Wash both feet up to the ankles starting from the right and ensuring that all the toes are wetted – as shown in Figure 12.



Figure 12

If you had performed complete “Wudu” before putting on your socks or stockings, it is not necessary to remove them when you want to repeat the performance of “Wudu”. It is enough to

wipe over the stockinged feet with wet hands. This may be done for a period of one day, (and three days on journey) on the condition that the socks or stockings are never removed.

If they have been removed, it is necessary to re-wash the feet for Wudu. The process ends with the recitation of the Kalimatus-Shahada.

أَشْهَدُ أَنْ لَا إِلَهَ إِلَّا اللَّهُ وَأَشْهَدُ أَنَّ مُحَمَّدًا عَبْدُهُ وَرَسُولُهُ

AHS-HADU ALLA ILAHA ILLALLAHU WA-ASH-HADU AN-NA MUHAMMADAN 'ABDUHU-WA-RASULUH

A fresh performance of Wudu is necessary if one breaks wind, touches genitals, or becomes sexually excited, or pays a visit to the lavatory, or falls into sleep lying down, or vomits violently, or incurs a flow of blood from an injury, or a flow of impure fluid.

AL-GHUSL – (THE WASHING OR BATH)

The greater purification, Ghusl, is obligatory when one is defiled as a result of nocturnal emission (or a wet dream), marital intercourse, child birth,, or when entering into the fold of Islam.

The procedure is as follows;

Begin with the name of Allah as for Wudu. Wash the hands and the affected parts of the body with water to remove any impurity. Perform Wudu as above. Then wash the whole body three times, using clean water for each wash.

TAYAMMUM تَيَمُّم (DRY ABLUTION)

On certain occasions, it may become either impossible (e.g. When water cannot be found or just enough for drinking is available), or it is dangerous, because of illness, to use water for Wudu or Ghusl. In such situations, Tayammum (dry ablution) is performed. The procedure.

Begin with the name of Allah. Strike both palms on sand, or anything containing sand or dust, like a wall or a stone etc. Pass the palms of the hands over the face once. Strike the sand etc., again with the palms. Rub the right hands with the left palm from the wrist to the elbow and similarly for the left hand with the right palm. Finish with the Kalimatus –Shahadah as for Wudu.


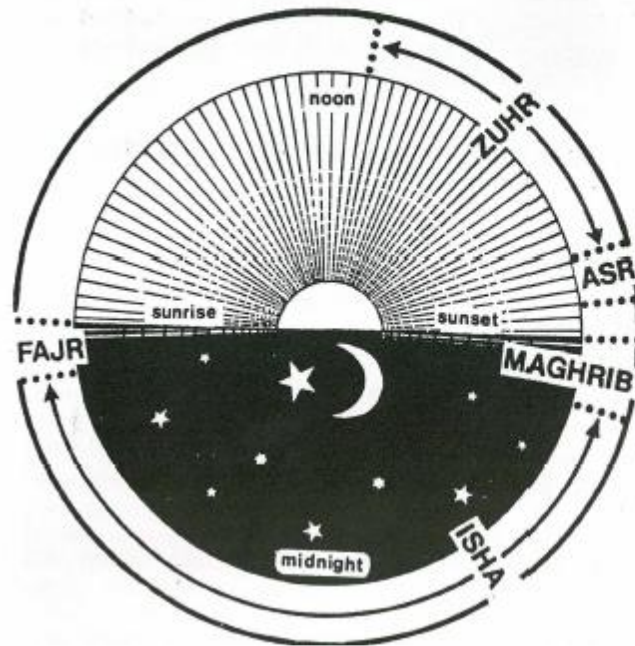


DIAGRAM SHOWING TIMINGS OF DAILY PRAYERS.



Time	Definition
Fajr	When the sky begins to lighten (dawn).
Sunrise	The time at which the first part of the Sun appears above the horizon.
Dhuhr	When the Sun begins to decline after reaching its highest point in the sky.
Asr	The time when the length of any object's shadow reaches a factor (usually 1 or 2) of the length of the object itself plus the length of that object's shadow at noon.
Sunset	The time at which the Sun disappears below the horizon.
Maghrib	Soon after sunset.
Isha	The time at which darkness falls and there is no scattered light in the sky.
Midnight	The mean time from sunset to sunrise (or from sunset to Fajr, in some schools of thought)



CHAPTER III

THE CONDUCT OF SALAH

In this section, some guide lines for the correct performance of Salah are given.

The most important pre-requisite, Wudu (ablution), was explained in the last chapter.

TIME

Each of the Salah must be offered at or during its proper time. No Salah can be said before its time. There are five obligatory prayers in a day.

- Fajr - the morning prayer
- Zuhr - the early afternoon prayer
- 'Asr - The late afternoon prayer
- Magrib - The sun-set prayer
- 'Isha - The night prayer

DRESS

Before offering your Salah make sure that you are properly dressed. For men and boys, the dress should be such that it covers their bodies from the navel to the knees at least.

Women are required to cover themselves from head to foot, leaving only the face and hands uncovered. The dress for Salah must be clean and free from all filth. During the monthly period women are free from obligatory Salah.

PLACE

Wherever a man might be, he can turn towards Allah in Salah and in devotion. The Prophet (SAW) has said, "The (whole of the) earth has been rendered for me a mosque pure and clean." Preferably Salah is to be offered in jama'at (congregation). Whenever possible, one should pray facing the Ka'abah, Makkah.

FARD OR NAFIL

Salah is composed of the Fard (obligatory) and the Nafil (superogatory) prayer.

The Fard Salah are five in a day. Failure to perform any one of them is a blameable sin. The Nafil includes the Sunnah, which the Prophet (SAW) used to perform regularly before or after each Fard Salah.

PRAYERS IN SPECIAL CIRCUMSTANCES

In circumstances where it is not possible to pray, or when on a journey, you are permitted to shorten Salah. Such a shortened prayer is known as Salat-ul-Qasr.

When travelling one may offer two raka'ats in place of four raka'ats in Zuhr, Asr and 'Isha, but there is no change in the two raka'ats of Fajr and three raka'ats of Maghrib Salah. Beside this concession in Fard Salah, one may leave all the additional Sunnah except the two Sunnah raka'ats of Fajr and Witr of 'Isha prayer. But a section of Muslims do perform Sunnah even when on a journey.

THE CALL TO PRAY **أَذَانٌ** ADHAN

To assemble the Muslims for congregational prayer, "ADHAN", or the call to prayer is given. The caller (Mu'adh-dhin) stands facing the Ka'abah (Qiblah), and raising his hands to his ears calls in a loud voice:

ALLAHU AKBAR ALLAHU AKBAR	اللَّهُ أَكْبَرُ اللَّهُ أَكْبَرُ	Allah is the greatest
ALLAHU AKBAR ALLAHU AKBAR	اللَّهُ أَكْبَرُ اللَّهُ أَكْبَرُ	Allah is the greatest
ASHHADU ALLA ILAAHA ILLAL LAH	أَشْهَدُ أَنْ لَا إِلَهَ إِلَّا اللَّهُ	I testify that Muhammad is the Messenger of Allah
ASHHADU ALLA ILAAHA ILLAL LAH	أَشْهَدُ أَنْ لَا إِلَهَ إِلَّا اللَّهُ	I testify that Muhammad is the Messenger of Allah
AASHHADU ANNA MUHAMMADAR RASULUL-LAH	أَشْهَدُ أَنَّ مُحَمَّدًا رَسُولُ اللَّهِ	I testify that Muhammad is the Messenger of ALLAH
AASHHADU ANNA MUHAMMADAR RASULUL-LAH	أَشْهَدُ أَنَّ مُحَمَّدًا رَسُولُ اللَّهِ	I testify that Muhammad is the Messenger of ALLAH
HAIYA 'ALAS-SALAH	حَيَّ عَلَى الصَّلَاةِ	Come to prayer
HAIYA 'ALAS-SALAH	حَيَّ عَلَى الصَّلَاةِ	Come to prayer
HAIYA 'ALFAL-FALAH	حَيَّ عَلَى الْفَلَاحِ	Come to success
HAIYA 'ALFAL-FALAH	حَيَّ عَلَى الْفَلَاحِ	Come to success
ALLAHU AKBAR	اللَّهُ أَكْبَرُ	ALLAH is Most Great
ALLAHU AKBAR	اللَّهُ أَكْبَرُ	ALLAH is Most Great
LA ILAHA ILLALLAH	لَا إِلَهَ إِلَّا اللَّهُ	There is no deity but ALLAH

In ADHAN for Fajr Salah, the following sentence is added after HAIYA 'ALFAL-FALAH

ASSAALAATU KHAAYRUM MINAN-NAUM	الصَّلَاةُ خَيْرٌ مِنَ النَّوْمِ	Prayer is better than sleep
--------------------------------	----------------------------------	-----------------------------

After completion of the ADHAN, Muslims are recommended to recite:

DU'A AFTER ADHAN

ALLAHUMMA RABBA BHADHID DA'WA-TIT-TAMMATI	اللَّهُمَّ رَبَّ هَذِهِ الدَّعْوَةِ التَّامَّةِ	Oh Allah! Lord of this complete call and prayer of ours by the blessing of it.
WAS-SALATIL QA'E-MATI ATI MUHAMMADANIL WASILATA	وَالصَّلَاةِ الْقَائِمَةِ اِتِّمَامِ مُحَمَّدٍ الْوَسِيلَةَ	Give to Muhammed his eternal rights of intercession
WAL FADI LATA WAD-DARAJATARI-RAFI 'ATA	وَالْفَضِيلَةَ وَالْدَّرَجَةَ الرَّفِيعَةَ	Distinction and highest class (in paradise)
WAB'ATH-HU MAQAMAM-MAHMUDA-NIL LADHI WA 'AT-TAHU	وَابْعَثْهُ مَقَامًا مَحْمُودٍ الَّذِي وَعَدْتَنِي	And raise him to the promised rank You have promised him.
WAR-ZUQ-NA SHA FA 'ATAHU YAUM-AL QIYAMAH	وَارْزُقْنَا مِنْ شَفَاعَتِهِ يَوْمَ الْقِيَامَةِ	And bestow his intercession on us on the day of judgement
IN-NAKA LA-TUKH LIFUL MI'AD	إِنَّكَ لَا تُخْلِفُ الْمِيعَادَ	Surely You never go back on your word

IQAMAH

After Adhan when the Muslims are assembled at the place of worship, a second call (Iqamah) is recited by one of the group. This signals the start of the congregational Salah. It is similar to Adhan except that it is recited faster but in a lower tone and these sentences are recited after HAYYA 'ALAL FALAH:

QAD QAMATIS SALAH

قَدْ قَامَتِ الصَّلَاةُ

The prayer has begun

Salah in Islam is a unique institution. It brings man closer to Allah by harmonising his mental

QAD QAMATIS SALAH





قَدْ قَامَتِ الصَّلَاةُ

The prayer has begun

CHAPTER IV THE CONTENTS OF SALAH

attitude with physical posture. In Salah, a Muslim submits himself completely to his Creator. When you are sure that you have fulfilled all the necessary conditions for Salah, you are ready to offer Salah. A detailed account of how to say Salah is given below:

Say to yourself that you intend to offer this Salah (Fajr, Zuhr, "Asr, Maghrib or "Isha) Fard or

	
<p>Men raise their hands in line with the ear lobe and say الله أكبر ALLAHU AKBAR Allah is the greatest</p>	<p>Ladies raise their hands up to the shoulders and then say الله أكبر ALLAHU AKBAR Allah is the greatest</p>
	
<p>Now placing your right hand on the left, just below, above or on the navel as shown in picture above, recite the following.</p>	<p>Ladies place their hands on their chest as shown in the picture above, recite the following.</p>

Sunnah.

"سُبْحَانَكَ اللَّهُمَّ وَبِحَمْدِكَ، وَتَبَارَكَ اسْمُكَ، وَتَعَالَى جَدُّكَ، وَلَا إِلَهَ غَيْرُكَ".

**SUBHANA-KALLAH-HUM-MA WA BI-HAMDIKA, WATABARAKAS-MUKA WATA'ALA
JADDUKA, WA-LA ILAHA GHAIKUK**

O Allah, Glorified, praiseworthy and blessed is Thy Name and exalted Thy Majesty and there is no deity worthy of worship except Thee.

After this recite the opening Surah, Al-Fatihah:

بِسْمِ اللَّهِ الرَّحْمَنِ الرَّحِيمِ

BISMILA-HIR RAHMA-NIR RAHIM

In the Name of Allah, the Beneficent, the Merciful

الْحَمْدُ لِلَّهِ رَبِّ الْعَالَمِينَ

ALHAMDU LIL-LAHI RAB-BIL 'ALAMIN

Praise be to Allah, Lord of the worlds

الرَّحْمَنِ الرَّحِيمِ

AR-RAHMA-NIR RAHIM

The Beneficent, the Merciful

مَلِكِ يَوْمِ الدِّينِ

MALIKI YAU-MID-DIN

Master of the Day of Judgement

إِيَّاكَ نَعْبُدُ وَ إِيَّاكَ نَسْتَعِينُ

IYYA-KA N'ABUDU WA-IYYAKA NASTA'IN

Thee alone we worship and to Thee alone we turn for help

إِهْدِنَا الصِّرَاطَ الْمُسْتَقِيمَ

IHDI-NAS-SIR-TIL MUSTAQIM

Guide us in the straight path

صِرَاطَ الَّذِينَ أَنْعَمْتَ عَلَيْهِمْ غَيْرِ الْمَغْضُوبِ عَلَيْهِمْ وَ لَا الضَّالِّينَ

**SIRA TAL-LADHINA AN-'AMTA 'ALAIHIM GHAIK-IL MAGHDUBI 'ALIHIM WALAD-DAL-
LIN (AMIN)**

The path of those whom You favoured and who did not deserve Thy anger or went astray

Now recite the following or any other passage from the Holy Qur'an:

بِسْمِ اللَّهِ الرَّحْمَنِ الرَّحِيمِ

BISMILA-HIR RAHMA-NIR RAHIM

In the Name of Allah, the Beneficent, the Merciful

قُلْ هُوَ اللَّهُ أَحَدٌ

QUL HU-WAL-LAHO AHAD

Say: Allah is one and the only God

اللَّهُ الصَّمَدُ

ALLA-HUS-SA-MAD

Allah, upon whom all depend

لَمْ يَلِدْ . وَ لَمْ يُولَدْ .

LAM YALID WALAM YULAD

He begets not, nor is He begotten

وَ لَمْ يَكُنْ لَهُ كُفُوًا أَحَدٌ

WALAM YAKUL-LAHU KUFU-WAN AHAD

And there is nothing which can be compared to Him



اللَّهُ أَكْبَرُ

ALLAHU AKBAR

Allah is the greatest

Now bow down and place your hands on your knees and in this inclined position (Ruku;) recite these words thrice

اللَّهُ أَكْبَرُ

ALLAHU AKBAR

Allah is the greatest

Posture for ladies in Ruku; is slightly different to that of a man. Ladies don't incline as far as the man, but just slightly. Recite these words thrice

سُبْحَانَ رَبِّيَ الْعَظِيمِ

SUBHANA RAB-BI-YAL 'AZIM





Allah is the Greatest, Glory to my Lord

سُبْحَانَ رَبِّيَ الْعَظِيمِ

SUBHANA RABI-BI-YAL 'AZIM

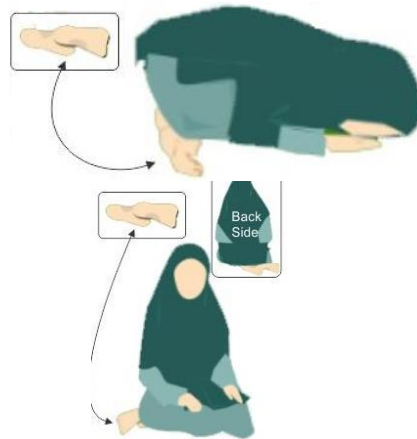
Allah is the Greatest, Glory to my Lord

Then come to the standing position saying


<p style="text-align: center;">سَمِعَ اللَّهُ لِمَنْ حَمِدَهُ SAMI 'ALLAHU LIMAN HAMIDAH <i>Allah has heard all who praise Him</i> رَبَّنَا لَكَ الْحَمْدُ RAB-BANA LAKAL HAMD <i>Our Lord: Praise be to Thee</i></p>	<p style="text-align: center;">سَمِعَ اللَّهُ لِمَنْ حَمِدَهُ SAMI 'ALLAHU LIMAN HAMIDAH <i>Allah has heard all who praise Him</i> رَبَّنَا لَكَ الْحَمْدُ RAB-BANA LAKAL HAMD <i>Our Lord: Praise be to Thee</i></p>
	
<p>No saying "Allahu Akbar" prostrate on the ground with your forehead (nose and forehead in line with floor), the knees, the nose and palms of both hands touching the ground. In this position (Sajdah) and repeat these words three times at least.</p>	<p>No saying "Allahu Akbar" prostrate on the ground with your forehead (nose and forehead in line with floor), the knees, the nose and palms of both hands touching the ground. In this position (Sajdah) and repeat these words three times at least. Women's body stays close and not spread out like the mans.</p>
	
<p style="text-align: center;">سُبْحَانَ رَبِّيَ الْأَعْلَى SUBHANA RAB-BI-YAL A'ALA <i>Glory to my Lord, the most high</i></p>	<p style="text-align: center;">سُبْحَانَ رَبِّيَ الْأَعْلَى SUBHANA RAB-BI-YAL A'ALA <i>Glory to my Lord, the most high</i></p>
<p>Saying "Allahu Akbar" sit up right with kness still on the ground after a moments rest perform the second Sajdah saying "Allahu Akbar"</p>	<p>Saying "Allahu Akbar" sit up right with kness still on the ground after a moments rest perform the second Sajdah saying "Allahu Akbar":</p>
<p style="text-align: center;">سُبْحَانَ رَبِّيَ الْأَعْلَى SUBHANA RAB-BI-YAL A'ALA <i>Glory to my Lord, the most high</i></p>	<p style="text-align: center;">سُبْحَانَ رَبِّيَ الْأَعْلَى SUBHANA RAB-BI-YAL A'ALA <i>Glory to my Lord, the most high</i></p>

This completes one raka'at of Salah. The second raka'at is said in the same way except that after the second Sajdah you sit back, with the left foot bent towards the right, the right foot should be placed vertical to the mat with the toes touching the mat. The palms should be lifted from the mat and placed on the knees. In this position (Q'adah – as shown) - silently say these words (Tashahhud)

This completes one raka'at of Salah. The second raka'at is said in the same way except that after the second Sajdah you sit back, with the left and right foot bent towards the right. The palms should be lifted from the mat and placed on the knees. In this position (Q'adah – as shown) silently say these words (Tashahhud)



In a three raka'at (like Maghrib) or four raka'at (like Zuhr, Asr and Isha) Salah you stand up for the remaining raka'at after Tashahhud. On the other hand if it is a two raka'at (Fajr) Salah, keep sitting and after this recite Darud (blessing for the Prophet) in these words:



اللَّهُمَّ صَلِّ عَلَى مُحَمَّدٍ وَعَلَى آلِ مُحَمَّدٍ

AL-LAHUM-MA SAL LI 'ALA MUHAMMAD-IW WA 'ALA ALI MUHAMMADIN
O Allah, exalt Muhammad and the followers of Muhammad

كَمَا صَلَّيْتَ عَلَى إِبْرَاهِيمَ وَعَلَى آلِ إِبْرَاهِيمَ

KAMA SAL-LAITA 'ALA IBRAHIMA WA'ALA ALI IBRAHIM
As Thous did exalt Ibrahim and his followers

إِنَّكَ حَمِيدٌ مُجِيدٌ

IN-NAKA HAMIDUM-MAJEED
Thou art the praised, the Glorious

اللَّهُمَّ بَارِكْ عَلَى مُحَمَّدٍ

AL-LAHUM-MA BARIK 'ALA MUHAMMAD-IW
O Allah, bless Muhammad

وَعَلَى آلِ مُحَمَّدٍ

WA 'ALA ALI MUHAMMADIN
And his followers

كَمَا بَارَكْتَ عَلَى إِبْرَاهِيمَ وَعَلَى آلِ إِبْرَاهِيمَ

KAMABARATA 'ALA IBRAHIMA WA 'ALA ALI IBRAHIMA
As Thous has blest Ibrahim and his followers

إِنَّكَ حَمِيدٌ مُجِيدٌ

IN-NAKA HAMIDUM-MAJEED
Thou art the Praised, the Glorious

Then silently say :

رَبِّ اجْعَلْنِي مُقِيمَ الصَّلَاةِ وَمِنْ ذُرِّيَّتِي

RAB-BIJ-'ALNI MUQIMAS-SALATI WAMIN DHUR-RIY-YATI

رَبَّنَا وَتَقَبَّلْ دُعَاءِ

RAB-BANA WATAQAB-BAL DU'A
Our Lord! Accept the prayer

رَبِّ اغْفِرْ لِي وَلِوَالِدَيَّ وَلِلْمُؤْمِنِينَ يَوْمَ يَقُومُ الْحِسَابُ

RAB-BIGH FIRLI WA LIWALIDAY-YA WALIL – MU'MINA YAUMA YAQUM-UL HISAB
Our Lord! forgive me, and my parents and the believers on the Day of Judgement

Now turn your face to the right saying:

السَّلَامُ عَلَيْكُمْ وَرَحْمَةُ اللَّهِ

AS-SALAMU 'ALAIKUM WA-RAHMATUL-LAH

Peace be on you and Allah blessings



Now turn your face to the right saying:

السَّلَامُ عَلَيْكُمْ وَرَحْمَةُ اللَّهِ

AS-SALAMU 'ALAIKUM WA-RAHMATUL-LAH

Peace be on you and Allah blessings



Now turn your face to the left saying:

السَّلَامُ عَلَيْكُمْ وَرَحْمَةُ اللَّهِ

AS-SALAMU 'ALAIKUM WA-RAHMATUL-LAH

Peace be on you and Allah blessings



Now turn your face to the left saying:

السَّلَامُ عَلَيْكُمْ وَرَحْمَةُ اللَّهِ


AS-SALAMU 'ALAIKUM WA-RAHMATUL-LAH

Peace be on you and Allah blessings



This completes your two raka'at Salah. The four raka'at of Zuhr, 'Asr and 'Isha are said in an identical manner with the only difference that in the first two Raka'at of Zuhr and "asr, Al-Fatihah is said silently while in 'Isha prayer it is recited aloud. (Women do not read any part of their salah aloud, but very quietly to themselves so that the next person can't hear them).

If you are performing a three raka'at (like Magrib) or four raka'at (like Zuhr, "Asr and "Isha) Salah stand up after Tashahhud saying ALLAHU AKBAR and recite Al-Fatihah. You must remember that Al-Fatihah is always recited silently in the third and fourth raka'at of every Salaha. When you are offering Fard Salah do not recite any additional passage from the Holy Qur'an after Al-Fatihah in the last two raka'at. After the second Sajdah in the fourth raka'at say the Tashahhud, Darud and end with "AS-SALAMU 'ALAIKUM WA-RAHMATUL-LAH" to each side (first right, then left). This marks the end of Salah.



PERSONAL PRAYER (DU'A) AFTER SALAH

When you have completed your Fard or Sunnah prayers, you may pray to Allah in your own words offering him praise, thanks-giving or asking him for forgiveness for yourself or other Muslims or your own dear and near ones. For this Du'a keep sitting after the obligatory or Sunnah prayers, hold up your hands near each other with the palms up and fingers slightly bent. In this position you may offer anyone of these or other personal prayers:

اللَّهُمَّ أَنْتَ السَّلَامُ وَمِنْكَ السَّلَامُ

ALLAHUM-MA ANTAS-SALAM WA-MINKAS-SALAM

O Allah, You are the Author of peace and from You comes peace.

تَبَارَكْتَ يَا ذَا الْجَلَالِ وَالْإِكْرَامِ

TABARALTA YA-DHALJALALI WAL-IKRAM

Blessed are You, O Lord of Majesty and Honour.

اللَّهُمَّ اغْفِرْ لِي وَلِوَالِدَيَّ وَلِإِسْتَاذِي

ALLAHUM-MA-GHFIRLI WALIWALIDAYYA WALI USTADHI

O Allah, forgive me and my parents and my teachers,

وَلِجَمِيعِ الْمُؤْمِنِينَ وَالْمُؤْمِنَاتِ وَالْمُسْلِمَاتِ.


WALIJAMA'L MU'MININA WAL MU'MINATI WAL MUSLIMINA WAL MUSLIMAT

And all the believing men and women and obedient men and women with your mercy.

بِرَحْمَتِكَ يَا أَرْحَمَ الرَّاحِمِينَ

BIRAHMATIKA YA-ARHMAR-RAHIMIN

O Most Merciful of (all) those who show mercy.



CHAPTER V

SUNNAH AND NAFIL (OR ADDITIONAL PRAYER)

As you can see in the chart below, each Salah is composed of

- (a) Fard, the prescribed prayers,
- (b) Nafil or additional prayers.

The Holy Prophet (SAW) said these additional prayers before or after the prescribed (Fard) prayers. These are therefore recommended. The sequence of these additional prayers in each Salah is given below:

Name of Salah	Time period for salah	Number of Sunnah before Fard	Number of Fard	1 st Raka'at aloud or silent	Number of Sunnah before Fard	Number of Nafil after Fard
					Sunnah	Nafil
FAJR	Between dawn until sunrise	2	2	Aloud	2	None
ZUHR	Between just past noon and mid- afternoon	4	4	Silent	2	2 + 2
'ASR	Between mid- afternoon until sunset	4	4	Silent	4	None
MAGRIB	Between just after sunset until dark		3	Aloud	None	2 + 2
'ISHA	Between dark and shortly before dawn	4	4	Aloud	4	2 + 2 + 3 Witr + 2

SALAT-UL-WITR

The three raka'at prayers said after the Fard and Sunnah of the 'Isha is called Salat-ul-Witr. It is strongly recommended in the practice of the Holy Prophet (SAW) and is Wajib (necessary) according to one section of Muslims. Others regard it a mere Sunnah Salah.

The first two raka'at of this Salat-ul-Witr are said like the first two raka'at of the Magrib prayers. In the third raka'at after Al-Fatihah, recite some additional Surah or verses of the Qur'an.

اللَّهُمَّ إِنَّا نَسْتَعِينُكَ

ALLAHUM-MA IN-NA NASTA'INUKA

O Allah, we seek Thy help

وَنُؤْمِنُ بِكَ وَنَتَوَكَّلُ عَلَيْكَ

WANU'MINU BIKA WANATAWAK-KALU 'ALAIKA

And believe in Thee and trust in Thee,

وَنُذَنِّبُكَ الْحَيْرَةَ وَنَشْكُرُكَ

WANUTHI 'ALAIKAL-KHAIRA WA-NASHKURUKA

And we praise Thee in the best manner and we thank Thee

وَلَا تَكْفُرُوا وَتَخْلَعُوا وَتَتْرُكُوا

WALANAKFURUKA WANAKHLA'U WANATRUKU
And we are not ungrateful and we cast off and forsake him

مَنْ يَفْجُرُكَ وَاللَّهُمَّ إِنَّا كَ تَعْبُدُ

MAY-YAF JURUK ALLAHUM-MA IY-YAKA N'ABUDU
Who disobeys Thee. O Allah, Thee alone do we worship

وَأَلَيْكَ نُصَلِّي وَنَسْجُدُ وَإِلَيْكَ نَسْعُ

WALAKA NUSAL-LI WA-NASJUDU WA-ILAIKA NAS'A
And to Thee we pray, and before Thee do we prostrate, to Thee do we turn to

وَنُحْفِدُ وَنَرْجُوا رَحْمَتَكَ وَنُخْشَى عَذَابَكَ

WANAHFIDU WANARJU RAHMATAKA WANAKHSHA ADHABAKA
In hast and hope for They mercy, and we fear They punishment

إِنَّ عَذَابَكَ بِالْكَافِرِينَ مُلْحِقٌ

IN-NA 'ADHABAKA BIL-KUF-FARI MULHIQ
Thy punishment surely overtakes the unbelievers.

After this saying ALLAHU AKBAR bow down in Ruku and then complete the rest of the prayers like the Magrib prayer.

CHAPTER VI

SALAH ON SPECIFIC OCCASIONS

JUMU'AH (OR FRIDAY) PRAYER

Beside the daily Salah, the Friday prayer is also obligatory upon Muslim men. For Muslim women it is not obligatory, but is desirable if they are able to do so without upsetting their household work.

The Friday Salah is offered in congregation on Friday at Zuhr time. First the Imam delivers a sermon (Khutabh). Then he leads the congregation in a two raka'at Salah. After this, two or more raka'at of Sunnah or Nafil prayers are offered individually.

TARAWIH (OR RAMADAN) PRAYER

These prayers are offered during the month of Ramadan after 'Isha Salah. These consist of eight, twelve or twenty raka'at, and are offered two by two with a short rest between every four raka'at. They may be said alone but collective prayers are recommended. These are additional Sunnah prayers.

THE 'ID PRAYERS (SALATUL-'IDAYN)

There are two 'Id or occasions of great festivity for the Muslims. The first is called 'Idul-Fitr or the festival of fast breaking. It is celebrated on the first day of the tenth Islamic month (Shawwal) following Ramadan, the month of fasting. It marks great thanks-giving for the Muslims all over the world.

The second 'Id is the 'Idul-Adha or the festival of great sacrifice, which is observed on the tenth of Dhul-Hijjah, the last Islamic month. The animals are sacrificed to celebrate the great sacrifice of the Prophet Ibrahim (peace be upon him).


On both of these 'Ids, 'Id prayers are offered in congregation any time after sunrise and before noon. There is no Adhan (call for prayer) or Iqamah (second call before congregation). The 'Id prayer consists of two raka'at (offered just as the two raka'at of Jumu'ah prayer are said) with six to sixteen additional 'Takbirs' (ALLAH AKBAR). You say three or more Takbirs in the first raka'at after 'Thana' and three or more 'Takbirs' in the second raka'at before you bow down for Ruku'.

A sermon (Khutbah) is delivered by the Imam (leader of the prayer) after the two raka'at 'Id prayer unlike the Jumu'ah prayer when it precedes the prayer.

The presence of all Muslims, women and children included, is strongly recommended.

FUNERAL PRAYERS

It is a prayer to Allah for a deceased Muslim, and is a common obligation on all Muslims of the locality. The funeral Salah is offered in congregation but unlike other formal prayers, it has neither any Ruku' (bowing) nor any Sajdah (prostration). Here it is, the complete sequence of the funeral prayer.



سُبْحَانَكَ اللَّهُمَّ وَبِحَمْدِكَ وَتَبَارَكَ اسْمُكَ وَتَعَالَى جَدُّكَ وَجَلَّ ثَنَاءُكَ وَلَا إِلَهَ غَيْرُكَ.

**SUBHANA-KALLAH-HUM-MA WA BI-HAMDIKA, WATABARAKAS-MUKA WAJAL-LA
THANA'OKA WALA ILAHA GHAIRUK**

*Glory to Allah, and praise be to You and blessed is Your name and Exalted is your Majesty and
Glorious is Your praise and there is none worthy of worship besides You.*

After Thana again raise hands to your ears saying ALLAHU AKBAR. Now silently recite the
Darud:

اللَّهُمَّ صَلِّ عَلَى مُحَمَّدٍ وَعَلَى آلِ مُحَمَّدٍ

AL-LAHUM-MA SAL LI 'ALA MUHAMMAD-IW WA 'ALA ALI MUHAMMADIN
O Allah, exalt Muhammad and the followers of Muhammad

كَمَا صَلَّيْتَ عَلَى إِبْرَاهِيمَ وَعَلَى آلِ إِبْرَاهِيمَ

KAMA SAL-LAITA 'ALA IBRAHIMA WA'ALA ALI IBRAHIM
As Thous did exalt Ibrahim and his followers

إِنَّكَ حَمِيدٌ مُجِيدٌ

IN-NAKA HAMIDUM-MAJEED
Thou art the praised, the Glorious

اللَّهُمَّ بَارِكْ عَلَى مُحَمَّدٍ

AL-LAHUM-MA BARIK 'ALA MUHAMMAD-IW
O Allah, bless Muhammad

وَعَلَى آلِ مُحَمَّدٍ

WA 'ALA ALI MUHAMMADIN
And his followers

كَمَا بَارَكْتَ عَلَى إِبْرَاهِيمَ وَعَلَى آلِ إِبْرَاهِيمَ

KAMABARATA 'ALA IBRAHIMA WA 'ALA ALI IBRAHIMA
As Thous has blest Ibrahim and his followers

إِنَّكَ حَمِيدٌ مُجِيدٌ

IN-NAKA HAMIDUM-MAJEED
Thou art the Praised, the Glorious

a) Now in case the deceased Muslim is an adult, recite this Du'a:

اللَّهُمَّ اغْفِرْ لِحَيِّنَا وَمَيِّتِنَا

ALLAHUM-MAGHFIRLI-HAYYINA WAMAYYITINA

O Allah pardon our living and our dead

وَشَاهِدِنَا وَأَعْيَابِنَا

WASHAHIDINA WAGHA'IBINA

The present and the absent.

وَصَغِيرِنَا وَكَبِيرِنَا

WASAGHIRINA WAKABIRINA

Our young and the old

وَذَكَرِنَا وَأُنثَانَا

WADHAKARINA WAUNTHANA

And the males and females.

اللَّهُمَّ مَنْ أَحْيَيْتَهُ مِنَّا فَأَحْيِهِ عَلَى الْإِسْلَامِ

ALLAHUM-MA MAN-AHYAYTAHU MIN-NA FA-AHYIHI 'ALAL ISLAM

O Allah, be to whom You accord life among us cause him to live in the observance of Islam.

وَمَنْ تَوَفَّيْتَهُ مِنَّا فَتَوَفَّهُ عَلَى الْإِيمَانِ

WAMAN TAWAF-FAITAHU MIN-NA FATAWAF-FAHU 'ALAL-IMAN

And be to whom You give death, cause him to die in the state of Iman (faith)

b) If the deceased is an adult woman substitute the last two lines with the following:

ALLAHUM-MA MAN AHYAITAHA MIN-NA FA-AHYIHA 'ALAL IMAN

And she to whom you give death, cause her to dies in the state of Imam (faith)

c) If the deceased is a minor and a boy then recite this Du'a:

اللَّهُمَّ اجْعَلْهُ لَنَا قَرِطًا

ALLAHUM-MA J'ALHU LANA FARATAW

O Allah, Make him our fore-runner,

وَاجْعَلْهُ لَنَا أَجْرًا وَذُنُورًا

WAJ'ALHULANA ARJAW-WADHUKHRAW

And make him for us a reward and a treasure,

وَاجْعَلْهُ لَنَا شَافِعًا وَمُسْتَفْعَاءً

WAJ'ALHULANA SHAFI'AW MUSHAF-F'A

And make him for us a pleader, and accept this pleading.

d) If the deceased is a minor and a girl, then recite this Du'a:

اللَّهُمَّ اجْعَلْهَا لَنَا فَرَطًا

ALLAHUM-MA J'ALAHALANA FARATAW

O Allah, make her our fore-runner

وَاجْعَلْهَا لَنَا أَجْرًا وَذُخْرًا

WAJ'ALHALANA AJRAW WADHUKHRAW

make her for us a reward and a treasure,

وَاجْعَلْهَا لَنَا شَافِعَةً وَمُسْتَفْعَةً،


WAJ'ALHALANA SHAFI'ATAW WA-MUSHAF-FA'AH

And make her for us a pleader, and accept her pleading.

الله أكبر

ALLAHU AKBAR

After this the Imam again says aloud "Allahu Akbar". The congregation repeats these words silently. Then the Imam and the Muslims turn their faces first to the right and then to the left side saying **As-salamu Alaikum Wa-Rahmnatullah** on either side.



JUMA AND ITS MERITS

All (the Glorified and Exalted) has said:

يَا أَيُّهَا الَّذِينَ آمَنُوا إِذَا نُودِيَ لِلصَّلَاةِ مِنْ يَوْمِ الْجُمُعَةِ فَاسْعَوْا إِلَىٰ ذِكْرِ اللَّهِ وَذَرُوا الْبَيْعَ
ذَلِكُمْ خَيْرٌ لَكُمْ إِنْ كُنْتُمْ تَعْلَمُونَ ﴿١٠﴾
فَإِذَا قُضِيَتِ الصَّلَاةُ فَانْتَشِرُوا فِي الْأَرْضِ وَابْتَغُوا مِنْ فَضْلِ اللَّهِ وَاذْكُرُوا اللَّهَ كَثِيرًا
لَعَلَّكُمْ تُفْلِحُونَ ﴿١١﴾

O you who believe! When the call is made for the Jumu'ah Salah, then hasten to the remembrance of Allah and leave (your) trading: this is better for you, if you but knew. And then, when the Salah has been completed, disperse abroad in the land and seek of Allah's Bounty, and remember Allah much, that you may be successful (62:10-11)

The Arabic word *jumu'ah* comes from the root *J-M-*, which implies gathering together or assembling. The function of the Jumu'ah Salah on Fridays is to regularly gather the Muslims together to worship and remember Allah (the Glorified and Exalted), and to be reminded of their purpose in this life. It is a means of al-Amru bil-Ma'rufi (Commanding what is good) wan-Nahyu 'anil-Munkar (Forbidding what is evil), and also for keeping strong the bond of Islamic brotherhood and unity.

Friday is a special day because according to the Prophet (SAW):

1. Sayyiduna Adam (upon whom be peace) was created on a Friday
2. He was sent down to earth as Allah's Khalifah (deputy) on a Friday
3. He died on a Friday
4. Also, there is a certain hour of the day of Friday in which one's du'a (invocation), as long as it is for something lawful and good, will definitely be granted by Allah (the Glorified and Exalted).
5. The Last Day will be a Friday.

Attendance of Salat-ul-Jumu'ah is Fard (Obligatory) on everyone who is:

1. Male
2. Sane
3. Free
4. Mature, and
5. A resident of the locality in which the particular Jumu'ah is observed.

In fact, it is said by Ibn Abbas (May Allah be pleased with him) that one upon whom attendance of Salat-ul-Jumu'ah who absents himself from three consecutive Jumu'ahs has abandoned Islam.

Females, children and travellers may attend Jumu'ah Salah, but it is not obligatory upon them. And at all times women should observe Islamic social and dress regulations.

Whoever does not, for whatever reason, perform Salat-ul-Jumu'ah must instead perform the regular four-rak'at Salat-uz-Zuhr.

For the requirements of Salat-ul-Jumu'ah to be met, there are certain conditions:

1. There must be a town or a place in which all can gather freely.
2. There must be a congregation (Jama'at). According to the ijtiḥad of Imam Abu Hanifah, a minimum of three people besides the Imam is required to constitute a Jama'at.
3. It must be performed at the time of Salat-ul-Zuhr.
4. The Khutbah (sermon) must be given, even if it is only a small advice, such as "Do your duty to Allah, etc."
5. Two rak'ahs of Salah are performed in Jama'at.

If someone comes late to Salat-ul-Jumu'ah, even if he comes in the final Tashahhud of the Salah, his Jumu'ah is still accepted. Of course, however, one should try to be there at the earliest possible time.

The Khutbah should be given by the Imam or Khatib (sermoniser) standing on a minbar (pulpit) and facing the Jama'at, in two parts, each one consisting of the following:

1. Tahmid- Praising Allah (the Glorified and Exalted).
2. Salawat – Invocation of Blessings on the Prophet (SWT).
3. Ayat-ul-Qur'an – Recitation of a verse or verses from the Holy Qur'an
4. Wa'z – Advices and reminders, the body of the sermon.

Between the two parts of the Khutbah, the Imam or Khatib sits for a moment. In the second part of the Khutbah it is also recommended to make Du'a (supplication) to Allah (SWT).

Between the two parts of the Khutbah, the Imam or Khatib sits for a moment. In the second part of the Khutbah it is also recommended to make Du'a (supplication) to Allah (SWT).

While the Khutbah is being given, any talking or other activities are forbidden. One must listen to the Khutbah and benefit from it.

It is recommended that on the day of Jumu'ah, one should trim one's nails, take a bath, apply perfume, dress in good clothes, preferably all white if possible, tie a turban (amamah) around his head and then head to the masjid early, before the Khutbah has begun.

The Prophet (SAW) mentioned many virtues of Salat-ul-Jumu'ah, such as:

1. A properly performed Jumu'ah Salah causes Allah to forgive one's sins committed between that Jumu'ah to the next.
2. Allah (SWT) will grant the one who attends Jumu'ah and on time the equivalent reward of sacrificing a camel in the Path of Allah (SWT) reward decreased accordingly if one should happen to arrive later than the beginning of Salat-ul-Jumu'ah.
3. The angels gather in the Masjid where Salat-ul-Jumu'ah is performed.

This is a brief summary of the meaning, importance and virtues of Jumu'ah. May Allah (SWT) give us all the guidance and ability to implement His Commandments and follow what is in His Book and what His Last Messenger (SAW) demonstrated. May He make us of those successful ones who are admitted into the Gardens of Paradise, and saved from the Fire with His Mercy. Ameen.

The Saff in Salaah

اَعْتَدِلُوا

اِسْتَقِيْمُوا

اَقِيْمُوا الصُّفُوْفَ

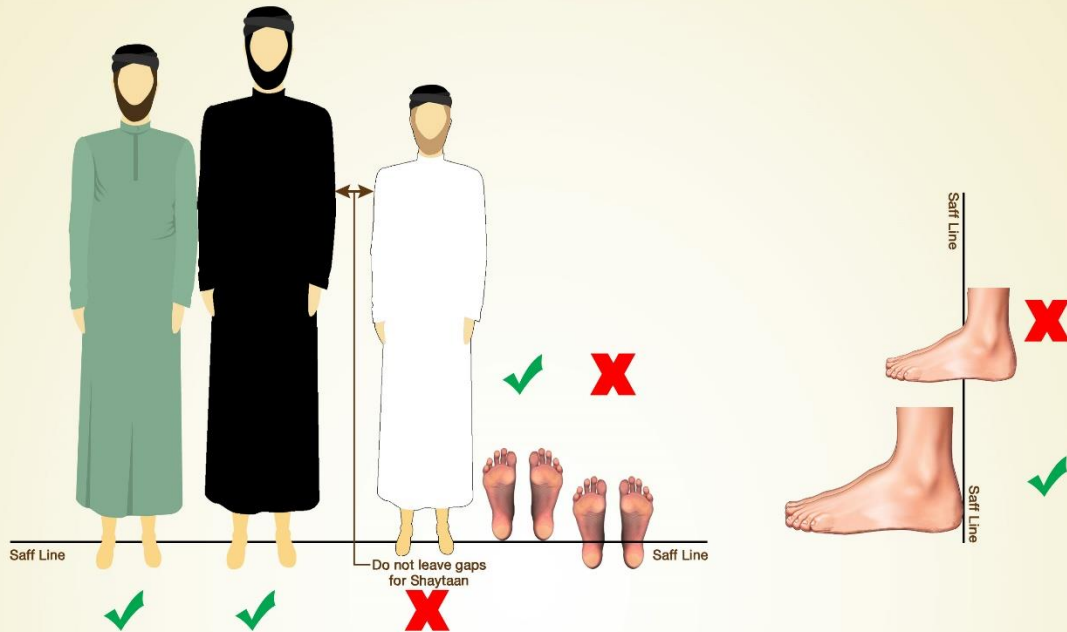
اِسْتَوُوا

اِسْتَوُوا اِسْتَقِيْمُوا اَعْتَدِلُوا اَقِيْمُوا الصُّفُوْفَ

Istawu, Istaqemu, I'tadilu, Aqemus Sufoof

Straighten the rows, Stand straight, Align yourselves (shoulder to shoulder), Make the rows

"Arrange the rows in order, stand shoulder to shoulder, close the gaps, be accommodating to your brothers, and do not leave gaps for Shaytaan. Whoever joins up a row, he will be joined by Allah (i.e., to the Mercy of Allah); and whoever cuts off a row, he will be cut off by Allah (i.e., from His Mercy)." [Abu Dawud]



Straighten the Saff by ensuring that you are in line with those on either side of you e.g It is preferable to use the line on the floor to make sure that the back of the heels are in line
Keep the feet a minimum of four fingers apart with the toes pointing forward towards the Qiblah
There should be NO gap between the shoulders of the Musallis (members of the congregation)
Ensure that the first or previous Saff is full before forming another Saff. It is against the Sunnah to form a new Saff when there is space in the previous Saff. It is Makrooh Tahreemi and not permissible for a Musalli to stand alone in a new Saff when there is place in the previous one
Start any new Saff from directly behind the Imaam. Try to be in the Saff before the Imaam recites the first Takbeer, but do not RUN or RUSH to join the Salaah congregation

"Straighten your rows; otherwise, Allah will create disunity amongst you." [Bukhari and Muslim]
"Do not be out of line; otherwise your hearts will be in disagreement." [Abu Dawud]

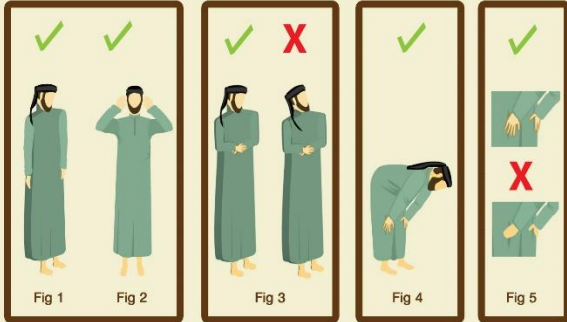
Wear appropriate clothes so the satr does not get exposed

When people wear short/tight shirts or trousers and they go into Ruku or Sajdah, their Satr becomes exposed. If any part of the satr (from the navel, all the way round, down to the knees) is exposed / left open in Salaah for the duration of three "Subhanallaah", then Salaah will be NULLIFIED

Satr for Women: The whole body except for the face & hands

Avoid wearing clothes that are tight, revealing and also clothes that will distract other Musallis in Salaah (i.e clothing with large writing, pictures and bright colours etc). Men should avoid hanging their trousers or clothing below their ankles, especially in Salaah

Mistakes in Salaah



- Do not delay your Salaah intentionally.
- Do not wear inappropriate clothing for Salaah and make sure your satr is covered at all times.
- Do not pray Salaah with sleeves rolled up.
- Men should not let their clothing hang lower than their ankles. Women should wear clothes that hang below their ankles.
- When forming new rows in a congregation, start from directly behind the Imaam. Chair users or those sitting on the floor should start from the sides.
- Do not play around in Salaah eg. with your clothes, watch, the beard etc.
- Stand upright with back straight and keep the eyes focused on the spot where the forehead will be in Sajdah (Prostration). Do not look around in Salaah (Fig 1).
- Make sure your feet point towards the Qiblah.
- Do not bend the neck and rest the chin on the chest.
- Men should keep a minimum span of four fingers in between both feet. Women should keep their feet together.
- Raise your hands up to your ears in a way that the palms face the Qiblah and the end of the thumbs either touch the lobes of the ears or are parallel to them. The rest of the fingers stay straight pointing upwards (Fig 2).
- Women should raise hands up to their shoulders from within their scarf or other outer garment being used. Fingers and thumb all stay straight and joint together.
- Do not cover the ears with the hands or grip the earlobes with the hands.
- Men should place their folded hands below the navel whilst women place their hands on the chest, they should simply place the palm of their right hand on the back of the left hand. In this position, always look at the spot where forehead will be in Sajdah (Fig 3).
- In congregational prayers, when the Imaam says "Allaahu Akbar", the person following should say "Allaahu Akbar" then move to the next position.
- Do not move into any position before the Imaam.
- If you are behind an Imaam, you only recite Thana, then stand silently listening to the recitation of the Imaam. If the Imaam's recitation is not loud enough for you to hear, you should be thinking of Surah al-Faatihah using your heart and mind without moving your tongue.
- Do not recite the Holy Qur'aan fast, when praying by yourself. It is better to recite Surah al-Faatihah and the verses of the Qur'aan stopping at every verse.
- When in ruku', men should keep the head and back straight and level, with the eyes looking towards the feet. Do not bend any more or less than that. Women should only bend down slightly enough so that they can touch the knees (Fig 4).
- In ruku', men should spread out their fingers while placing them on the knees (Fig 5), but women should place their fingers on the knees with fingers close together, i.e. there should be no space between fingers.
- When standing up from ruku', stand up straight and wait a few moments and do not rush.

- Make sajdah by bending the knees, take them towards the prayer floor in a way that the chest does not lean forward, and then lower the chest. Place your hands on the floor, then the tip of the nose and then the forehead. Women can, right from the start, lower their chest and go for sajdah.
- In sajdah keep the head in between your two hands in a way that the end of the two thumbs come parallel to the ear-lobes.
- In sajdah, fingers on both hands should remain close together, leaving no space in between them. The direction of the fingers should be towards the Qiblah.
- For men, the elbows should stay raised off the floor. Women should place the whole arm, including the elbows, on the floor as close to the body as possible.
- When in sajdah, men should keep the stomach, the thighs and the arms apart (Fig 6). For women, all of these should be kept close together.
- In sajdah always rest your nose and forehead onto the floor (Fig 7).
- Do not poke your elbows out causing discomfort to those making Salaah next to you.
- Men should keep the arms apart from armpits and sides.
- Do not lift the feet off the floor during sajdah, the Salaah becomes invalid (Fig 8).
- When rising from Sajdah, first raise the forehead off the floor, then the nose-tip, then the hands, and then the knees. Sit up straight, calmly and comfortably
- Do not rush to make another sajdah. Spread out the left foot (like the blade of a hockey stick) and sit on it. Let the right foot stand vertically with toes turned towards the Qiblah. Women should sit after sajdah with both feet to the right.
- While sitting, both hands should be placed on the thighs but fingers should not hang down onto the knees, instead, the far ends of the finger tips should reach only as far as the beginning of the knee and point towards the Qiblah.
- Make a circle by joining your middle finger and the thumb of the right hand, close the little finger and the ring finger (the one next to it), then raise the Shahaadah (index) finger in a way that it is raised towards the Qiblah when you reach "Ash-hadu an laa ilaha" while reciting "At-tahiyyat" then let it come down and fall back at "IIAllaah".
- When turning the head for salaam on both sides, you should turn your neck just enough that your cheeks become visible to the person sitting behind you, eyes should be looking at the shoulders.
- When saying "As-salaamu 'alaykum wa rah-matul-laah" look right onto the shoulder, then face forward in the middle, then to the left shoulder. Do not look around.



Fig 6

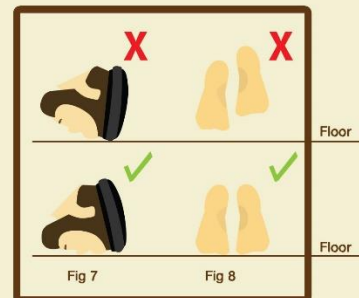


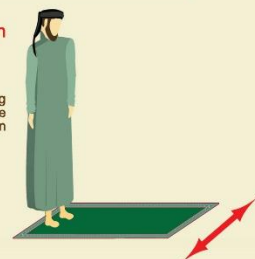
Fig 7

Fig 8

Never Cross in front of anyone when they are praying Salaah

The Messenger of Allah (SAW) warned: "Where the one who crosses in front of a praying person to know the consequences of doing so, he would have waited for 'forty better than to cross in front of him.'" (Sahih Bukhari & Muslim)

*The forty may be days, months or even years
Allah knows best



ADHAAN

اللَّهُ أَكْبَرُ ، اللَّهُ أَكْبَرُ ، اللَّهُ أَكْبَرُ
أَشْهَدُ أَنْ لَا إِلَهَ إِلَّا اللَّهُ
أَشْهَدُ أَنَّ مُحَمَّدًا رَسُولُ اللَّهِ
أَشْهَدُ أَنَّ مُحَمَّدًا رَسُولُ اللَّهِ
حَيَّ عَلَى الصَّلَاةِ حَيَّ عَلَى الصَّلَاةِ
حَيَّ عَلَى الْفَلَاحِ حَيَّ عَلَى الْفَلَاحِ
اللَّهُ أَكْبَرُ ، اللَّهُ أَكْبَرُ
لَا إِلَهَ إِلَّا اللَّهُ

AS SALAH

THE PILLAR OF THE DIN

